



Diagnostics - UB Calibration





UB (Upper Body) Calibration (Elite Only)

The UB Calibration will set the minimum and maximum range of the upper body arms in which they can move within. You can do a Manual Calibration or an Auto Calibration. Auto Calibration is recommended.

To calibrate the Upper Body:

1. Enter the Maintenance Mode (see Settings – Maintenance Mode).
2. Press  until UB Calibration is displayed in the information window.
3. Press  to enter UB Calibration Mode.

Manual Calibration

1. For Manual Calibration press 1.
2. Press the  until the upper body arms stop moving (None Position), and then press  to save.
3. Press the  until the upper body actuator stops, and then press the  to save.

Auto Calibration

For Auto Calibration press 2. The display will automatically raise the arms up, then bring them back down to calibrate the positions.